



# 70X-6RZ

## TRUCK-MOUNTED CONCRETE PUMP

Placing boom	B6RZ 70
Pumping unit	PU1808
Driven by	Gearbox PTO
Chassis	10×4



### Technical Specification

BOOM B6RZ 70		
Maximum vertical reach	m	69.1
Maximum horizontal reach (from center of slewing axis)	m	63.8
Maximum depth reach	m	52.08
Minimum unfolding height	m	16.83
Section numbers		6
Boom type		RZ
Pipeline diameter	mm	125
PUMP PU1808		
Maximum theoretical output	m <sup>3</sup> /h	180
Maximum theoretical pressure on concrete	bar	113
Concrete cylinders (diam. × stroke)	mm	260 × 2100
Hydraulic circuit		Closed
CHASSIS		
Chassis brand		SITRAK
Engine power	kW	400
Emission standard		China 5

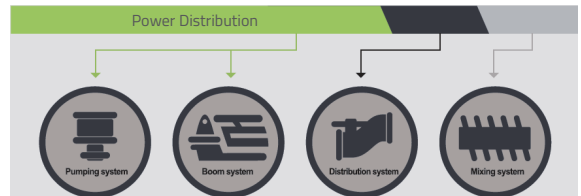
### Product Highlight

- High Effective: 6-sections boom technology



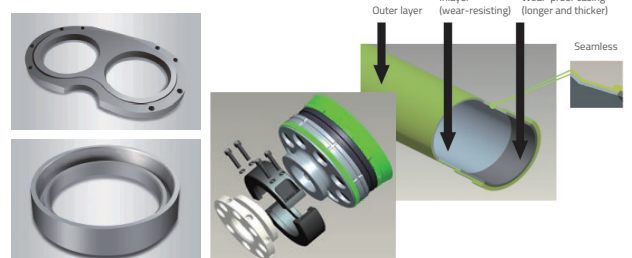
6 booms truck pump owns higher placing height and range.

- Energy saving



The 4th self-adaptive variable power technology saves fuel by 10%.

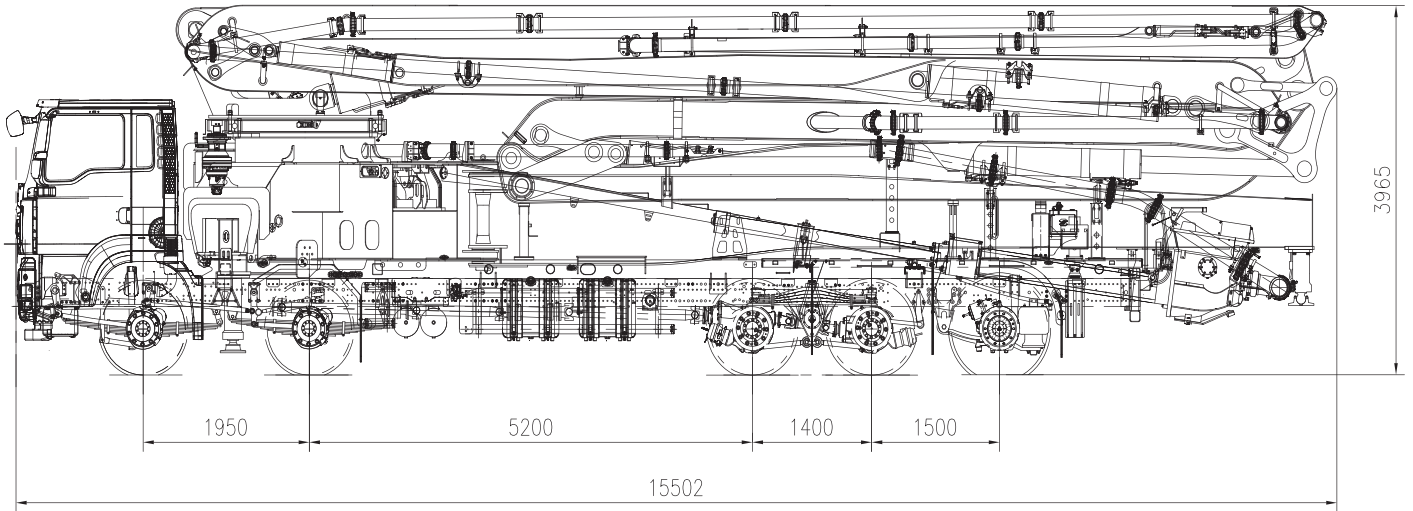
- Low Maintenance Cost



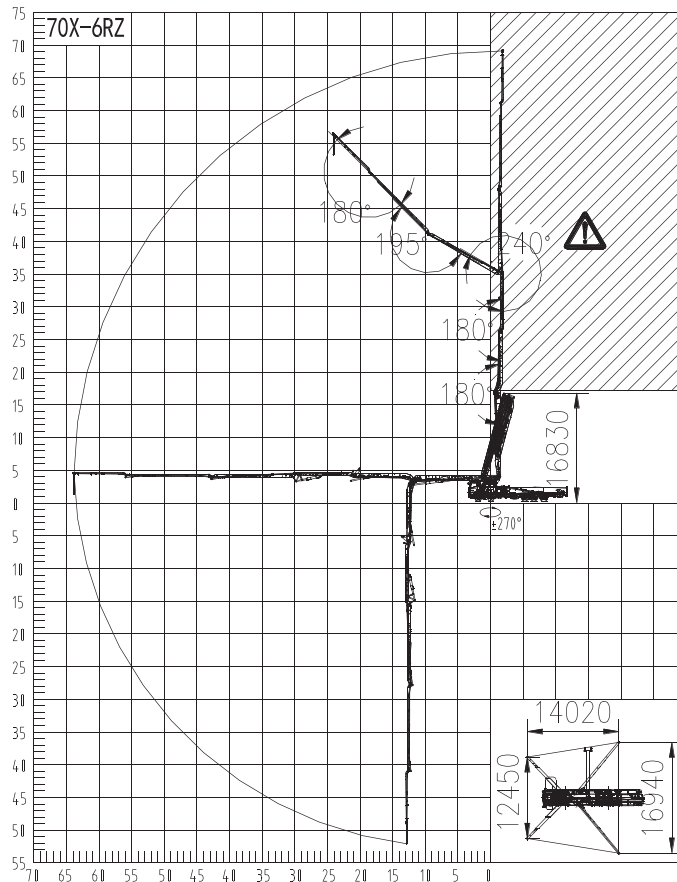
Wearing parts have long service life.



## 70X-6RZ



Note: Dimensions depend on truck.  
Dimensions in mm.



! : Range in which forbid to work.

